



Southwire®



Southwire

**CABLETECH
SUPPORT™**

Services

REEL PACKAGING INFORMATION

STANDARD PACKAGES AND LENGTHS

Conductors are packaged on the appropriate standard reel (or alternate) in standard lengths (subject to manufacturing tolerances) as specified on product data and price sheets. One length per reel. Packages for aluminum products comply with proposed packaging of Aluminum Association standard publication #53. "Packaging Standards for Aluminum Conductor and ACSR."

NON-STANDARD PACKAGES AND LENGTHS

Non-Standard conductor lengths and reels are available from Southwire, subject to special inquiry. Contact your Southwire representative.

SOUTHWIRE REEL CLASSIFICATION

A Southwire reel is designed to be suitable for use with the materials that will be packaged on it. According to its function and features, each reel design is assigned a series of numbers and letters which serve to define its purpose. The following explanation of Southwire reel nomenclature, in addition to the data charts contained in this section of the catalog, provide an accurate general delineation of Southwire standard reel packages.

REEL SERIES

"A" series reels are nailed-wood, designed for use with bare all-aluminum, aluminum alloy, and ACSR products. "C" series reels are nailed-wood, reinforced for use with heavier products such as copper and steel. "N" series reels are plywood and nailed-wood, designed for use with lighter loads of weatherproofed, insulated, and multiplex products. "E" and "G" series are plywood, designed for use with building wire products. "S" series reels are steel, designed for heavy loads and long lengths of AAC and ACSR.

REEL SIZE DESIGNATION

The size of a particular reel in thousands of cubic inches is denoted by the number in each reel classification. For example, "A-99" represents an "A" series reel with a volume of 99,000 cubic inches.

EXPORT REELS

Export reels are designed by the suffix "E" in addition to the standard reel designation. All reels with an "E" suffix are treated with a wood preservative and are designed to withstand the expected load and handling requirements of export shipment. For example, "A-38E" represents an "A" series reel with a volume of 38,000 cubic inches, designed and treated for exportation.

NON-STANDARD REELS

Reels specially designated to satisfy customer specifications and requirements are designated by a suffix (other than "E") in addition to the standard reel designation. For example, "A-38A" represents a specially designed "A" series reel, with a volume of 38,000 cubic inches.

PACKAGE PROTECTION

The following types of protection are provided by Southwire for material shipped on reels. Package types as defined comply with NEMA specification WC26-1984. Product price sheets contained in this catalog specify package types for each product group.

TYPE I: NO PROTECTION NEEDED

For products which require no further protection, none is provided unless requested by the customer.



Southwire®



Southwire

**CABLETECH
SUPPORT™**

Services

TYPE II: PHYSICAL PROTECTION

A solid fiberboard overwrapping is used on products requiring protection against physical damage in transit and to provide protection against weathering.

TYPE III: HEAVY-DUTY PHYSICAL PROTECTION

Multiple layers of Type II fiberboard are used to provide increased protection against physical damage in transit and to provide protection against weathering.

TYPE IV: EXTRA-HEAVY-DUTY PHYSICAL PROTECTION

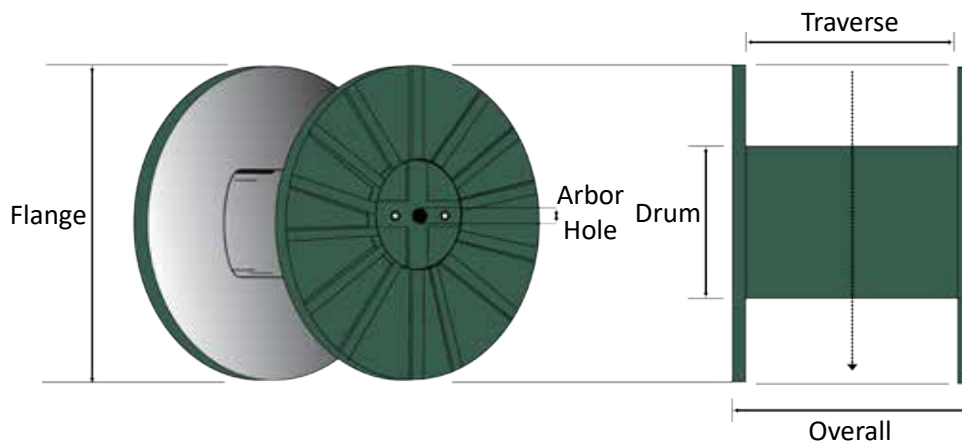
Wood lags are used, when required by customer, to provide protection against physical damage in transit and protection against weathering.

REEL IDENTIFICATION

Reels are stenciled with "Southwire." Tags, attached to each reel, contain the following information:

- Name of manufacturer: SOUTHWIRE
- Description of product
- Footage
- Gross, tare, and net weights
- Southwire stock number
- Name of operator
- Date of manufacture

STEEL REELS *(RETURNABLE, CHARGES REQUIRED -SEE TERMS AND CONDITIONS OF SALES)*



REEL DESIGNATION		DIMENSIONS (INCHES)					APPROX. WEIGHT (LBS)	CHARGES
ALUM, ASSOC.+	SW CLASS	FLANGE	TRAVERSE	DRUM	MAX. OVERALL WIDTH	ARBOR HOLE		
	S-1013	158	86	90	95.5	7.625	4598	\$16,710.00
	S-1100	158	83	80	94.5	7.625	3941	\$21,060.00
RMT 84.36	S-120	84	36	42	43	5.25	895	\$2,980.00
RMT 84.45	S-153	84	45	42	52.5	5.25	930	\$3,200.00
RMT 90.45	S-187	90	45	42	52.5	5.25	1030	\$3,430.00
	S-224	90	45	42	52.5	5.25	984	\$2,470.00
	S-235	90	44	38	52	5.25	990	\$2,930.00
	S-249	90	60	42	68	5.25	1176	\$3,470.00
	S-282	90	60	46	68	5.25	1268	\$2,470.00
	S-299	90	60	42	68	5.25	1016	\$2,800.00
RMT 96.60	S-300	96	60	42	68	5.25	1082	\$3,680.00
	S-300A	96	60	42	68	5.313	1573	\$4,290.00
	S-400	110	70	60	78	5.25	1770	\$4,160.00
	S-422	108	74	56	82	5.25	1762	\$4,160.00
	S-431	118	85	78	94.5	7.625	3677	\$10,080.00
	S-435	102	68	47	77.37	5.25	1278	\$3,640.00
	S-600	118	85	60	94.5	7.625	2825	\$8,650.00
	S-62	60	28	28	34.5	3	340	\$1,620.00
	S-622	126	86	72	95	7.625	3494	\$9,620.00
	S-650	138	85	88	94.5	7.625	4075	\$11,250.00
	S-740	138	85	80	94.5	7.625	3654	\$10,990.00
RM 66.32	S-77	66	32	36	38	3	400	\$1,630.00
	S-869	158	86	110	95.5	7.625	3504	\$10,080.00
	S-906	158	88	100	94.6	5.25	6945	\$14,170.00
RM 68.38	S-99	68	38	36	44.75	3.125	444	\$1,660.00

+ "RM" is the Aluminum Association code designation for returnable metal reels, and "RMT" is for returnable metal reels with I-beam tires.



Southwire®



Southwire

**CABLETECH
SUPPORT™**

Services

TOROIDAL STEEL REEL: ONE-PIECE WELDED

Fabricated from commercial quality hot-rolled steel sheet and bar. Tires of each reel are fabricated from either flat bar or I- beam. Components of each reel are welded together. Reel finish consists of high-pressure hot phosphate wash and bonding agent. Final Coat is water reducible alkyd enamel paint with rust inhibitors, applied 3.5-4.0 mils thick wet, dries to 1.5-2.0 mils. Sizes range from 60" to 96" diameter (flange). Used for shipping bare and insulated aluminum and copper products. These reels comply with the general requirements of Aluminum Association standard publication #53, "Packaging Standards for Aluminum Conductor and ACSR."

RETURNABLE REEL POLICY

Use of returnable steel reels must be in accordance with Southwire Terms and Conditions of Sale, Returnable Reel/Returnable Property Policy.



Southwire®

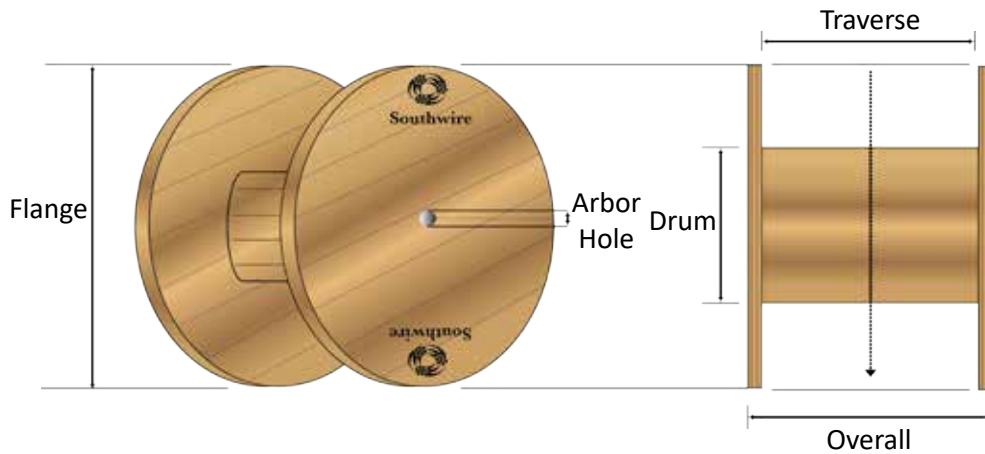


Southwire

**CABLETECH
SUPPORT™**

Services

WOODEN REELS (NON-RETURNABLE, NO DEPOSIT REQUIRED)



REEL DESIGNATION		DIMENSIONS (INCHES)					APPROX. WEIGHT (LBS)	MATERIAL
ALUM, ASSOC.+	SW CLASS	FLANGE	TRAVERSE	DRUM	MAX. OVERALL WIDTH	ARBOR HOLE		
NR 30.22	A-10	30	22	16	25	3.125	66	NAILED WOOD REEL
	A-11	30	23	17	26	3.125	60	NAILED WOOD REEL
NR 42.28	A-29	42	28	21	32	3.125	154	NAILED WOOD REEL
NR 48.28	A-38	48	28	24	32	3.125	212	NAILED WOOD REEL
NR 60.28	A-62	60	28	28	34	3.125	397.45	NAILED WOOD REEL
NR 66.28	A-76	66	28	30	34	3.125	473.18	NAILED WOOD REEL
	A-99	68	38	36	44	3.125	536.2	NAILED WOOD REEL
	C-1	23	8	12	11	3.125	29.27	NAILED WOOD REEL
	C-3	23	10	12	13	3.125	30.32	NAILED WOOD REEL
	C-5	23	17	12	20	3.125	33.97	NAILED WOOD REEL
	C-10	31	19	16	22.5	3.125	66.41	NAILED WOOD REEL
	C-17	34	24	16	27.5	3.125	92	NAILED WOOD REEL
NR 38.22	C-18	38	22	20	25.5	3.125	99.06	NAILED WOOD REEL
	C-22	42	24	24	28.5	3.125	166.55	NAILED WOOD REEL
	C-29	46	24	24	30	3.125	250	NAILED WOOD REEL
	G-898	11.75	10	5	11.25	2	2.75	PLYWOOD SPOOL
	G-1.235	13.5	10	5	11.25	2	3	PLYWOOD SPOOL
	G-1.762	15.75	10	5	11.25	2	4.75	PLYWOOD SPOOL
	G-2.333	15.75	13.25	5	14.5	2	5	PLYWOOD SPOOL
	H-13	36	16.38	18	19.38	3.125	76	NAILED WOOD REEL
	N-1	15.75	7	8	8.25	3.125	6	PLYWOOD REEL
	N-2	15.75	14	8	15.25	3.125	7	PLYWOOD REEL
	N-3	23.75	10	12	11.88	3.125	16	PLYWOOD REEL
	N-5	23.75	17	12	18.5	3.125	20	PLYWOOD REEL
	N-7	30	17	17	20	3.125	50	NAILED WOOD REEL
	N-7P	23.75	22	12	25	3.125	30	PLYWOOD WOOD REEL
	N-11	28	21	11	24	3.125	49	NAILED WOOD REEL
	N-15	32	22	14	25	3.125	62.4	NAILED WOOD REEL



Southwire®

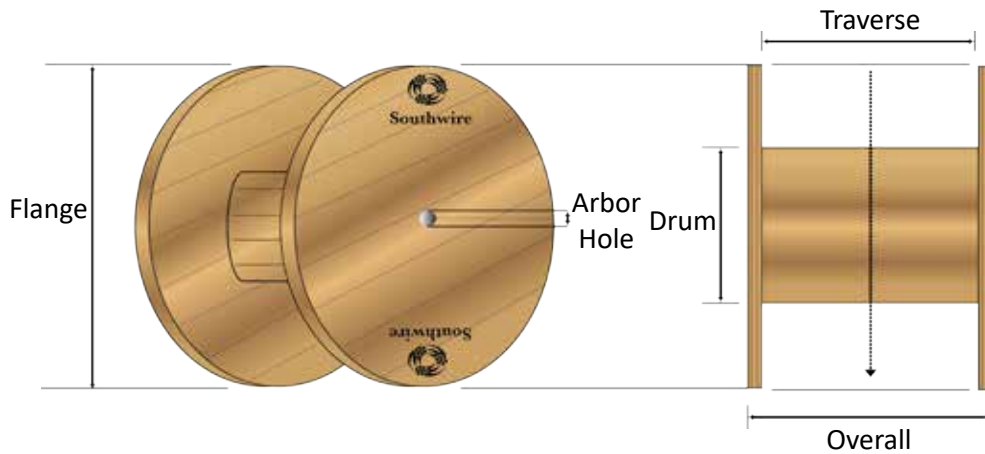


Southwire

**CABLETECH
SUPPORT™**

Services

WOODEN REELS CONTINUED (NON-RETURNABLE, NO DEPOSIT REQUIRED)



REEL DESIGNATION		DIMENSIONS (INCHES)					APPROX. WEIGHT (LBS)	MATERIAL
ALUM, ASSOC.+	SW CLASS	FLANGE	TRAVERSE	DRUM	MAX. OVERALL WIDTH	ARBOR HOLE		
	N-19	34	26.5	15	29.5	3.125	73	NAILED WOOD REEL
	N-24	36	28	14	31.75	3.125	83	NAILED WOOD REELS
	N-29	40	28	16	31	3.125	96	NAILED WOOD REEL
	N-34	42	29	17	32.75	3.125	114	NAILED WOOD REEL
	N-37	45	30	21	34.75	3.125	168	NAILED WOOD REEL
	N-48	50	30	21	34	3.125	198	NAILED WOOD REEL
	N-62	58	30	27	34.5	3.125	303	NAILED WOOD REEL
NR 66.28	N-76	66	28	30	32.5	3.125	369.84	NAILED WOOD REEL
	N-99	68	38	36	44	3.125	562	NAILED WOOD REEL

+ "NR" is the Aluminum Association code designation for non-returnable reels.

ALL WOOD REEL

Reel flanges are two-ply; layers nailed together at 90° angles. Used for shipping medium to heavy loads of bare and insulated copper or aluminum, in addition to steel products.

PLYWOOD REEL

Reel flanges are fabricated from plywood. Drums normally consist of one-piece laminated fiberboard tubing in "G" series and shaped wooden staves in "N" series. Used for shipping light to medium loads of covered or insulated aluminum or copper products.

STEEL HUBS

Steel hubs are used on heavier reels to provide the extra durability necessary for dependable loading and payoff. Hubs are generally the pressed-in type. Other types are available upon special inquiry.